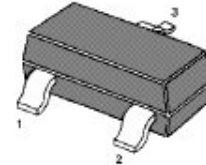
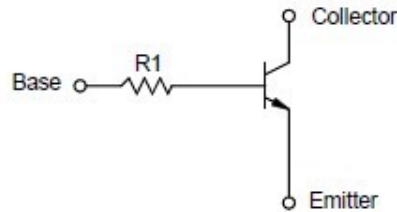




### NPN Silicon Epitaxial Planar Transistor

For switching, audio muting, interface circuit and driver circuit applications



1. Base 2. Emitter 3. Collector  
SOT-23 Plastic Package

#### Absolute Maximum Ratings ( $T_a = 25\text{ }^\circ\text{C}$ )

Parameter	Symbol	Value	Unit
Collector Base Voltage	$V_{CBO}$	30	V
Collector Emitter Voltage	$V_{CEO}$	15	V
Emitter Base Voltage	$V_{EBO}$	5	V
Collector Current	$I_C$	100	mA
Total Power Dissipation	$P_{tot}$	200	mW
Junction Temperature	$T_j$	150	$^\circ\text{C}$
Storage Temperature Range	$T_{stg}$	- 55 to + 150	$^\circ\text{C}$

#### Characteristics at $T_a = 25\text{ }^\circ\text{C}$

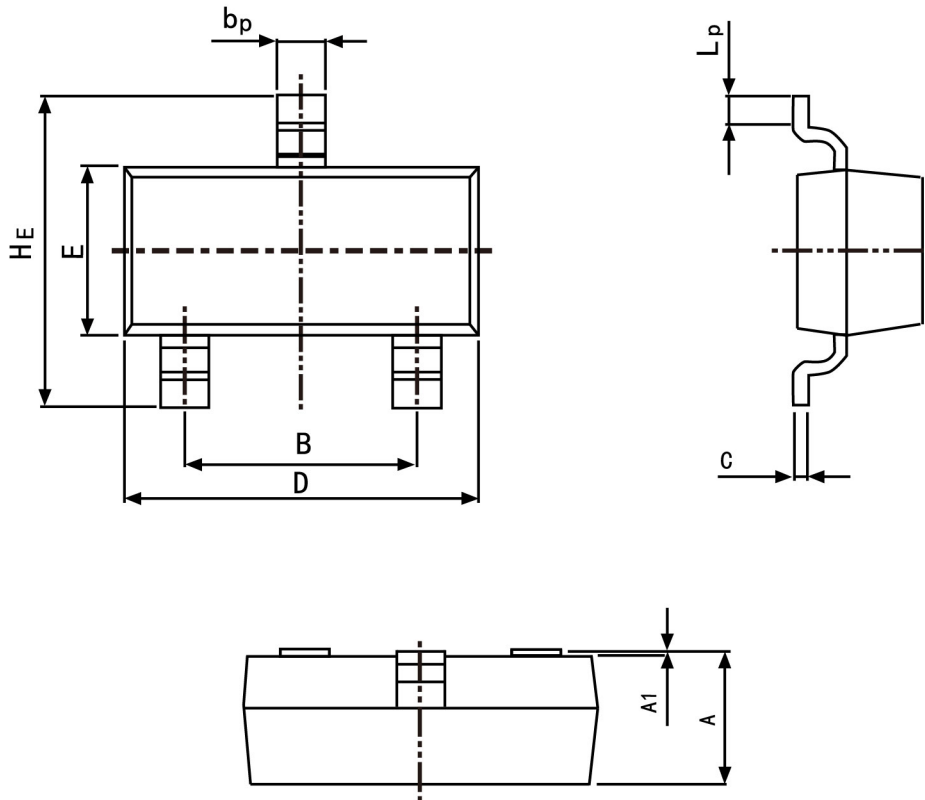
Parameter	Symbol	Min.	Typ.	Max.	Unit
DC Current Gain at $V_{CE} = 5\text{ V}$ , $I_C = 1\text{ mA}$	$h_{FE}$	100	-	600	-
Collector Base Breakdown Voltage at $I_C = 50\text{ }\mu\text{A}$	$V_{(BR)CBO}$	30	-	-	V
Collector Emitter Breakdown Voltage at $I_C = 1\text{ mA}$	$V_{(BR)CEO}$	15	-	-	V
Emitter Base Breakdown Voltage at $I_E = 50\text{ }\mu\text{A}$	$V_{(BR)EBO}$	5	-	-	V
Collector Base Cutoff Current at $V_{CB} = 30\text{ V}$	$I_{CBO}$	-	-	0.5	$\mu\text{A}$
Collector Emitter Saturation Voltage at $I_C = 10\text{ mA}$ , $I_B = 0.5\text{ mA}$	$V_{CE(sat)}$	-	-	0.3	V
Transition Frequency at $V_{CE} = 10\text{ V}$ , $-I_E = 5\text{ mA}$ , $f = 100\text{ MHz}$	$f_T$	-	250	-	MHz
Input Resistor	R1	-	2.2 10 4.7	-	K $\Omega$
			MMBTRC231SS		
			MMBTRC233SS		
			MMBTRC234SS		



### PACKAGE OUTLINE

Plastic surface mounted package; 3 leads

SOT-23



Symbol	Dimension in Millimeters	
	Min	Max
A	0.95	1.40
B	1.78	2.04
bp	0.35	0.50
C	0.08	0.19
D	2.70	3.10
E	1.20	1.65
HE	2.20	3.00
A1	0.100	0.013
Lp	0.20	0.50